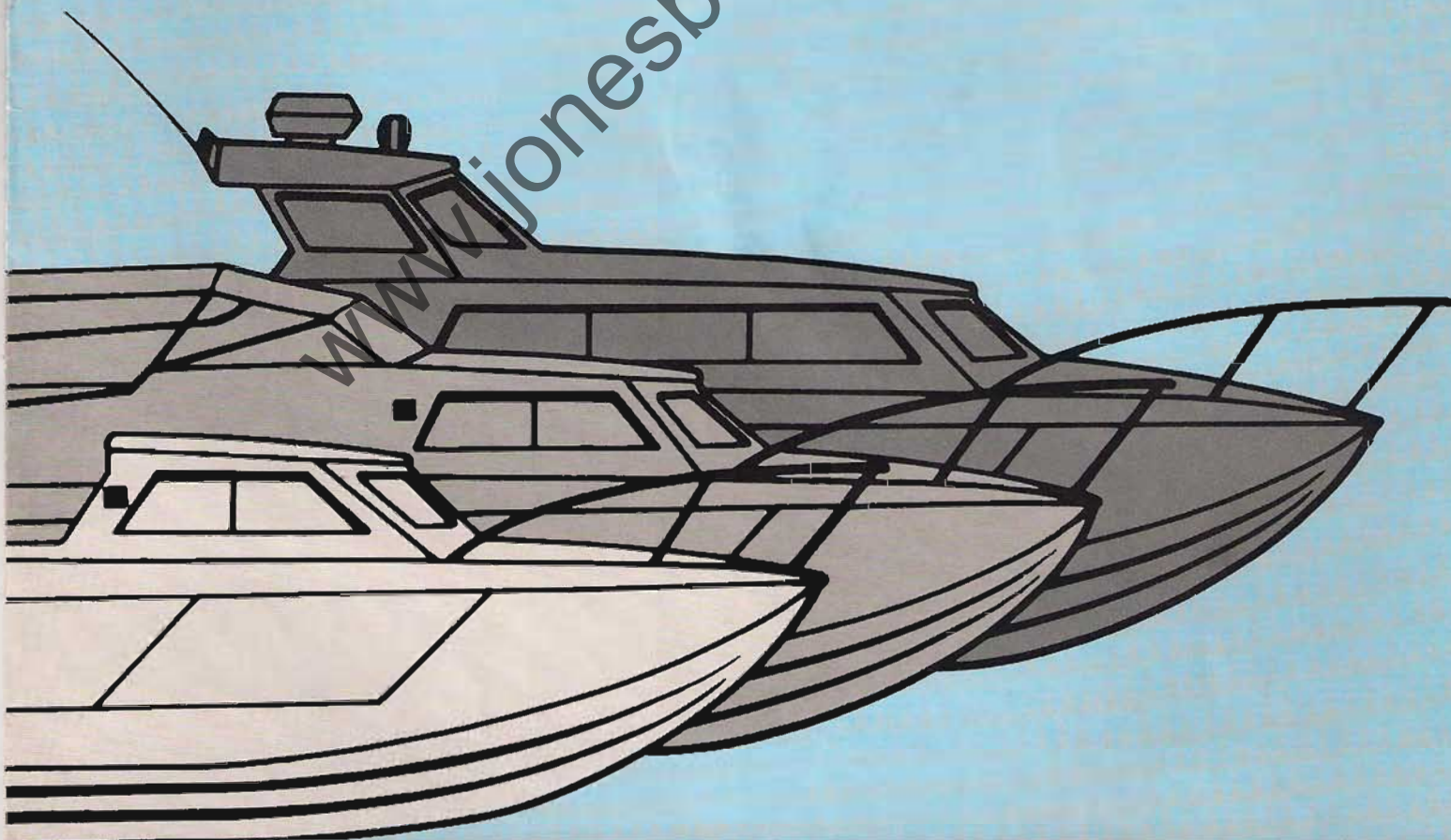




23'/26'/29'

A TOUGH BREED
OF QUALITY
WORKBOATS



23'

WORKBOAT

A tough little customer that always responds to heavyweight duties.

Available in many configurations, all indicated below, including High Speed Police/Customs craft and Diving or Rescue boat.

STANDARD EQUIPMENT:-

Large Stainless Steel Pulpit
Stainless Steel Handrails
Toilet (Chemical)
Two Windshield Wipers
Electric Bilge Blower
Automatic and Manual Fire Extinguisher
Manual Bilge Pump
Chain Locker with Chain Pipe
Teleflex Steering with wheel.
Upholstered Bunk/Seats
Heavy Duty Deck fittings Stainless Steel Bolted
Toughened Glass Window in Aluminium Frames
Regulation Navigation Lights with Mast and Light
Self Draining Cockpit
Fish Hold/Stowage Locker under Cockpit
Fluorescent Cabin Lights
Heavy Rope Fender



SPECIFICATIONS:-

Length: **23'** (7.01m)
Beam: **9'6"** (2.90m)
Draft: **2'3"** (0.68m)
Accommodation: **2 Berths**
Weight Approx: **2 Tons** (2032Kgs)
Hull Form: **Deep Vee 22°**
Fuel Tank: **50 Gallons** (226 Litres)

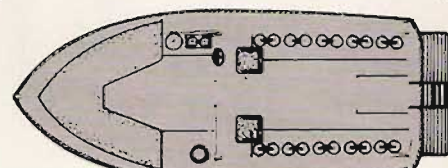
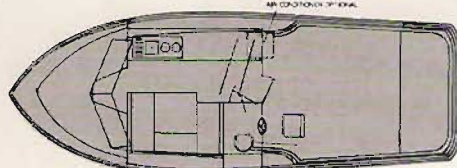
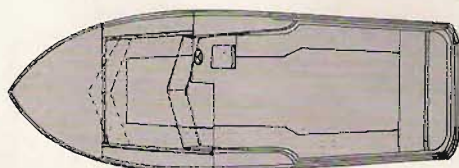

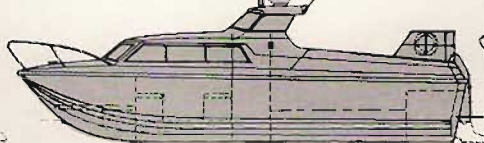
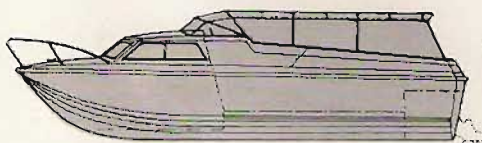
Passenger Craft



High Speed Police/
Customs Craft



High Speed Divers
Launch



26'

WORKBOAT

Built to perform in the toughest working environments, the 26' thrives on 'hard graft' and is built to the highest Relcraft standards.

Available in several configurations, which are indicated below, including Water Bus and High Speed Enclosed Wheelhouse craft and Personnel Carrier (12 persons).

STANDARD EQUIPMENT:-

Large Galvanised Pilot Rail and Handrails
Toilet (Chemical)
Two Windshield Wipers
Electric Bilge Blower
Auto and Manual Fire Extinguishers
Manual Bilge Pump
Chain Locker
Teleflex Steering with Spoked Wheel
Upholstered Bunk/Seats
Heavy Duty Deck Fittings, Stainless Steel Bolted
Toughened Glass Windows
Self Draining Cockpit
Fish Hold/Stowage under Cockpit
Heavy Rope Fender
Galvanised/Aluminium Working Platform
Heavy Galvanised Safety Rails around Cockpit Stern



SPECIFICATION:-

Length: **26'** (8m)
Beam: **9'6"** (2.90m)
Draft: **2'6"** (0.76m)
Accommodation: **2 Berths**
Hull Form: **Deep Vee 22°**
Stern Drive
Motors: **Single or Twin, Diesel or Petrol**
Weight: **2.75 Tons (2800Kgs)**
Fuel Tank: **60 Gals (271 Litres)**

These are some examples of our range of Workboats. Our own design team can submit plans to suit your own specifications and individual requirements.

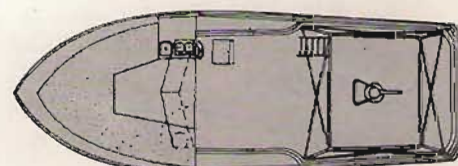
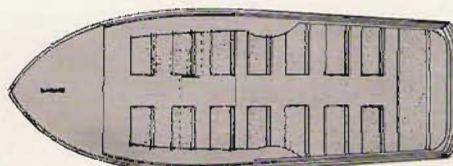
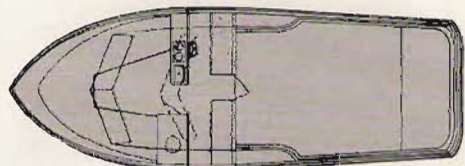

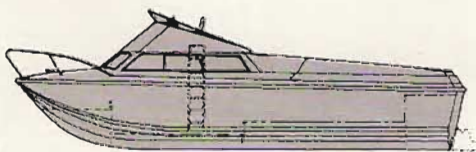

Key

- 23ft
- 26ft
- 29ft

High Speed Enclosed Wheelhouse Craft

● ● ● Water Bus

● ● Fire Fighting/Anti-Oil Pollution Craft



29'

WORKBOAT

When the action gets rough and the going gets heavy, you can trust the Relcraft 29' Workboat.

The solid reliability that is the key to Relcraft's success is much in evidence in this tough breed of boat. Available in all configurations, the 29' performs powerfully as a fire fighting and anti-pollution craft or as a clinic or high speed Police boat.

STANDARD EQUIPMENT:-

Large Stainless Steel Pulpit with extended sides
Stainless Steel Cockpit Rails
Moulded Hardtop and Canopy Set
Swivel Type Helmsman's Seat
Electric Horn, Wipers and Bilge Blower, Automatic and Manual Fire Extinguishers Toughened Glass Throughout Regulation Navigation Lights and Mast, Echo Sounder Heavy Rope Fender, Boarding Platform with S/Steel steps

Cabin: Available in three sizes to suit individual requirements. Can be fitted with:-

Stainless Steel Combined Sink & Cooker Unit, Chart Locker. Ample Drawer Space & Cupboards. Large Hanging Lockers, 5 Cabin Lights, Toilet Room & Wash Hand Basin. Four Berths, Shower & Air-Conditioning with 240 volt Generator.

Cockpit: Moulded Self Draining Cockpit Floor, Ample Stowage under Floor. Extra Side Lockers.



SPECIFICATIONS:-

Length:	29'	(8.72m)
Beam:	9' 6"	(2.90m)
Draft:	2' 6"	(0.76m)
Accommodation:	4 persons	
Water Tank:	30 Gallons (136 Litres)	
Hull Form:	Deep Vee 22°	
Stern Drive:	Twin or	
Motors:	Single Petrol or Diesel to choice	
Weight:	3 Tons (3048Kgs)	
Fuel Tank:	60 Gallons (271 Litres)	



Relcraft Marine

Relcraft Marine Ltd.

Watt Road, Churchfields, Salisbury,
Wiltshire. SP2 7UD United Kingdom

Telephone: (0722) 334713 Telex: 47584 RMLIFR-G

Clinic/Surgery Craft

● High Speed Ambulance Craft

● Police Boat

